


Important - Change of entrance and exit to your swimming lesson



- Free car park available
- Bike rack on front left of hotel
- Follow the path on the left of the hotel to the swimming pool




- Buggies can be left under the roofed area to the right side of the pool door. Remove valuables as this area is not monitored.
- Enter the pool door, knock for assistance if the door is closed




-We'll ask you to remove your shoes and place them in the shoe storage, or use the shoe covers provided

-Male and Female changing rooms are right next door


-



-Ensure to have a shower before entering the pool, and take a seat in the waiting area for your class to start



-We have spectator seating if you aren't getting into the pool yourself



-Once your class is finished and you're ready to leave, the exit is via the same route.

All that's left to be said is to enjoy your class and we can't wait to see you!